



2025

MATERIAL INSTRUCTIONS



Material instructions

TV advertising

Delivery of ads and broadcasting instructions

The advertisements and broadcasting instructions must be delivered to MTV on weekdays by 14:00 allowing two full working days between delivery day and the first broadcasting day. The ads are delivered using Spotgate service (spotgate.fi). Broadcasting instructions including the advertisement's Spotgate ID must always be delivered by emailing MTV's Media Planning video@mtv.fi. MTV Oy stores materials delivered through Spotgate for two years.

Please check exceptions in the material delivery schedules before holidays etc. MTV Oy accepts no liability for any errors in transmission if the advertisement is not delivered as described above.

Material

For TV campaigns, MTV Oy accepts SG4-coded materials delivered as Total TV material through Spotgate. Aspect ratio 16:9 (anamorphic).

The length of the ad must be divisible by 5 seconds (5 sec, 10 sec, 15 sec, etc.).

Detailed information: spotgate.fi

Broadcast errors

If a broadcast error occurs for which MTV is responsible for, the method and amount of compensation will be separately agreed on. The maximum compensation for erroneous broadcast will be corresponding airtime, or not invoicing for the advertisement that was transmitted erroneously. Complaints concerning the broadcast advertisement must be made within 8 days of the broadcasting date.

Broadcast rights and discharge of liability

The advertiser is responsible for obtaining ownership and/or user rights for advertisement materials along with the necessary copyright, patent and other such rights. The advertiser is responsible for the rights of the spots so that they can be broadcast by MTV Oy to different types of receivers as part of simultaneous and unaltered TV broadcasts, using different transmission techniques. MTV Oy reserves the right to change the commercial's broadcasting time or to interrupt a campaign if special reasons so require, without any obligation to provide compensation.

After the commercial has been broadcast for the first time, MTV Oy has the right to use the commercial for demonstration, training and research purposes unless the advertiser forbids this in writing.

Content of a TV commercial

The advertiser is responsible for the content of commercials. Commercials must comply with laws, statutes, the International Code of Advertising, and the regulations set by the Consumer Ombudsman and other officials.


Commercials for pharmaceutical products must be submitted for preliminary inspection to the Inspection Board of Pharma Industry Finland (PIF). MTV Oy is not liable for any costs or consequences incurred for the advertiser as a result of a commercial not complying with official regulations. MTV Oy reserves the right to postpone the broadcasting of a commercial or to cancel a campaign, should reasons relating to the content so require, without any liability to provide compensation.

Products and services that cannot be advertised

- tobacco products
- pharmaceuticals and medical treatments available only with prescription
- alcohol (over 22 % ABV)

Products and services with restrictions in advertising

- content harmful to children (limitations concerning the time of the day)
- alcohol (under 22 % ABV); allowed after 22:00
- adult entertainment services, chat and dating lines etc.
- gambling games



Material instructions

RBS program sponsorship

Delivery of identifiers and broadcasting instructions

The identifiers and broadcasting instructions must be delivered to MTV on weekdays by 14:00 allowing two full working days between delivery day and the first broadcasting day. The identifiers are delivered using Spotgate service (spotgate.fi). Broadcasting instructions including the identifier's Spotgate ID must always be delivered by emailing MTV's Media Planning video@mtv.fi. For RBS program sponsorship, a maximum of four (4) different sets of material can be provided. MTV Oy stores materials delivered through Spotgate for two years.

Please check exceptions in the material delivery schedules before holidays etc. MTV Oy accepts no liability for any errors in transmission if the identifier is not delivered as described above.

Material

For RBS program sponsorship campaigns, MTV Oy accepts SG4-coded materials delivered as sponsorship material through Spotgate. Aspect ratio 16:9 (anamorphic). Detailed information: spotgate.fi

Broadcast errors

If a broadcast error occurs for which MTV is responsible for, the method and amount of compensation will be separately agreed on. The maximum compensation for erroneous broadcast will be corresponding airtime, or not invoicing for the

advertisement that was transmitted erroneously. Complaints concerning the broadcast advertisement must be made within 8 days of the broadcasting date.

Broadcasting rights and liability

The Advertiser is responsible for acquiring the ownership and/or broadcasting rights to the program cooperation sponsorship billboard as well as the necessary copyrights, patents and other industrial property rights. The advertiser is responsible for the rights to the program cooperation sponsorship billboard in such a way that the billboard can be displayed on MTV Oy's television channels using different transmission techniques in simultaneous and unaltered television broadcasts transmitted to different receivers. MTV Oy reserves the right, without liability for compensation, to postpone the run times of the program cooperation sponsorship billboard or to interrupt the campaign if justified reasons so require.

After the premiere of the program cooperation sponsorship billboard, MTV Oy has the right to use the material in presentation, training and research compilations, unless the advertiser prohibits this in writing.

Guidelines for sponsorship billboards

The guidelines of sponsorship billboards differ from those concerning commercial break advertising. The billboards must comply with the given instructions (see next page). By sending the content of the billboard to MTV for approval prior to its delivery via Spotgate, you can ensure that the content is in accordance with the law. Approval must be made well in advance before the start of the campaign by submitting the billboard plan, script, raw version or completed billboard to video@mtv.fi.

By sending the content of the billboard to MTV for approval prior to its delivery (via Spotgate), you can ensure that the content is in accordance with the law.

Approval is done by submitting either a plan, script, raw version of the billboard or a completed billboard to video@mtv.fi

Rules for the content of billboards

The guidelines of sponsorship billboards differ from those concerning commercial break advertising. The billboards must comply with the given instructions. The main points are:

- Billboards may not include a promotional message such as product descriptions or lists of product features, sales statements, references to brand quality or effectiveness, slogans, purchase suggestions or other prompts, prices etc. The product or service itself can be displayed.
- The billboard must be clear in expressing the partner's connection with the program (e.g. "in cooperation with", "sponsored by", "the program is provided by").
- URL addresses are allowed. Phone numbers are not allowed.
- The sponsorship billboard cannot be a TV ad used in normal commercial break advertising. If the sponsorship billboard uses material cut or edited from a TV ad, it must be noted that the TV ad in question cannot be run in a commercial break advertising campaign during the program cooperation.

Material instructions

Video advertising

Delivery of ads and broadcasting instructions

Materials must be delivered via Spotgate service ([Spotgate](#)) on weekdays by 14:00 allowing two full working days between delivery and first broadcasting day. The materials can also be delivered as VAST ad tag to video@mtv.fi. The campaign's URL, possible ad tracking and broadcasting instructions must be submitted to MTV's Media Planning video@mtv.fi complying the same delivery deadlines. A maximum of five (5) different sets of material can be provided per one product. MTV Oy stores materials delivered through Spotgate for two years.

Please check exceptions in the material delivery schedules before holidays etc. MTV Oy accepts no liability for any errors in transmission if the advertisement is not delivered as described above.

Campaign start

The campaign starts at 00:02 on the first day of the media period provided that the advertising materials are delivered to MTV Oy according to delivery deadlines and material delivery specifications. If the campaign materials are not submitted by the delivery deadlines or according to the instructions, MTV Oy is not liable to compensate for the delay of the campaign launch.

Faulty material

In case the material does not comply with our technical specifications, or if some information related to the material is missing, the material will primarily be returned to the submitter. MTV Oy is not responsible for possible delays in material processing and campaign launches caused by faults in the material. MTV Oy is not responsible for third-party tracking used by the customer and any potential issues it may cause in the functionality of advertising.

Information to be included in the email


- customer's name, campaign name and number
- campaign period
- SG id or possible VAST ad tag
- URL to which the video/material will be linked
- necessary ad-specific instructions

Products and services that cannot be advertised on MTV Oy's online services

- tobacco products
- pharmaceuticals and medical treatments available only with prescription
- alcohol (over 22 % ABV)
- gambling games

Products and services with restrictions in advertising

- content harmful to children
- alcohol (under 22 % ABV)
- adult entertainment services, chat and dating lines etc.



The materials of video advertising

Instream direct-buy campaigns

- SG4-coded materials delivered through Spotgate service
- file formats .mov, .mxf or MPEG-2
- video size 1920x1080 px
- 25 fps
- stereo audio 44.1 kHz or 48 kHz
- sound levels EBU R128 standard -23 LUFS
- video bitrate 8 000–16 000 KBps
- audio bitrate 384 KBps

Pause ad

- file format .png or .jpg
- size 1280x720 px
- maximum file size 200 KB
- target URL to advertiser's website or a QR code included in the banner

Translucent layer bars are placed over the ad. Depending on the device, the close button is located either on the upper right or left corner, and the play button on the lower left corner. Two versions of the ad may be provided: one for big screens including a QR code, and another without QR code (redirecting by clicking the ad).

Outstream: MTV Uutiset Article video and Vertical video

- File format .mp4, also providing a VAST ad tag is possible
- Video size max. 5 MB
- aspect ratio depending on the purchased product: landscape 16:9 (applicable for all devices), or mobile vertical 9:16
- duration 5–120 sec

VAST ad tags, instream advertising (direct-buy and programmatic buying)

Direct-buy campaign materials can be delivered also as a VAST ad tag to video@mtv.fi.

When the material is delivered as a VAST ad tag or when a campaign is purchased programmatically, please ensure the following:

- VAST 4.2 or earlier versions
- file format .mp4 (other file formats must be turned off)
- recommendable material size 1980x1080 px
- aspect ratio 16:9 (9:16 not allowed)
- minimum bitrate 1 500 KBps
- loudness -23 LUFS (EBU R128 standard). Check the loudness level of the ad with MTV's testing tool: <https://mtv-loudness-check.a2d.tv/>
- video and audio tracks must be the same length
- the tag does not contain VPAID creatives

VAST ad tags, outstream advertising (direct-buy and programmatic buying)

Direct-buy campaign materials can also be provided as VAST ad tags to digitrafiikki@mtv.fi.

When the material is delivered as a VAST ad tag or when a campaign is purchased programmatically, please ensure the following:

- VAST 4.2 or earlier versions
- File format .mp4 (other file formats must be turned off)
- maximum bitrate 12 000 KBps
- Tags must be fully SSL (https) compatible

Further information on
programmatic buying:
programmatic@mtv.fi

Varmista mainossisällön näkyminen – huomioi mainosten turvarajat tv-kanavilla ja MTV Katsomossa

Action safe -alue tarkoittaa televisioruudun aluetta, jossa kaikki tärkeä toiminta ja grafiikka näkyvät varmasti ilman leikkaantumista. Tämä on erityisen tärkeää vanhemmissa televisioissa, joissa on ylikatselu (overscan), mutta myös nykyisissä digitaalisissa televisioissa ja eri näyttöjen välillä.

Action safe -alueen ohjeet vaihtelevat hieman, mutta kaikki tärkeä sisältö (mm. teksti, grafiikka, logot) tulisi sijoittaa noin 5-10 % ruudun reunoista sisäänpäin. Tämä varmistaa, että sisältö näkyy oikein kaikilla laitteilla ja näyttöillä.



Material instructions

Display advertising

Delivery of ads and broadcasting instructions

The display material file formats are .gif, .jpeg, .png and HTML5. The materials are delivered by email to digitrafiikki@mtv.fi. The materials must be delivered by email on weekdays by 14:00 allowing one full working day between delivery day and first broadcasting day.

Please check exceptions in the material delivery schedules before holidays etc. MTV Oy accepts no liability for any errors in transmission if the identifier is not delivered as described above.

Campaign start

The campaign starts at 00:01 on the first day of the media period provided that the advertising materials are delivered to MTV Oy according to delivery deadlines and material delivery specifications. If the campaign materials are not submitted by the delivery deadlines or according to the instructions, MTV Oy is not liable to compensate for the delay of the campaign launch.

Faulty material

In case the material does not comply with our technical specifications, or if some information related to the material is missing, the material will primarily be returned to the submitter. MTV Oy is not responsible for possible delays in material processing and campaign launches caused by faults in the material. MTV Oy is not responsible for third-party tracking used by the customer and any potential issues it may cause in the functionality of advertising.

Information to be included in the email

- customer's name, campaign name and number
- campaign period
- URL to which the video/material will be linked
- necessary ad-specific instructions

Products and services that cannot be advertised on MTV Oy's online services

- tobacco products
- pharmaceuticals and medical treatments available only with prescription
- alcohol (over 22 % ABV)
- gambling games

Products and services with restrictions in advertising

- content harmful to children
- alcohol (under 22 % ABV)
- adult entertainment services, chat and dating lines etc.

Display ad placements and sizes 2025

AD FORMAT	SIZE (KB) max.	BANNER SIZE (px)
Giant panorama Mega panorama	250	980x400 980x552
Panorama	100	980x120
Mobile top placement	250	300x300 / 320x320
Full page desktop	250	620x891
Full page mobile	250	300x431 / 300x600 320x480 / 320x568
Giant rectangle	250	468x400
Mega rectangle	250	468x600
Mobile rectangle	250	300x300 / 320x320 / 300x250
Skyscraper Elongated skyscraper	100	140x350 160x600
Mega skyscraper	250	200x600 / 250x600 / 300x600

See live examples on ad placements and size options [here](#)

MTV Oy holds the right to change ad placements on the site

Material instructions

Display special ad formats

Adnami special ad formats

- Mobile Topscroll
- Mobile Midscroll
- Desktop Skin
- Mobile Elevator Scroll
- Mobile Reel Expander
- Mobile Cube
- Mobile Social Display

SeenThis videobanners

Videobanners

Adform special ad formats

- Mobile 3D Cube (MRAID)
- Mobile Slice Box (MRAID)
- Mobile Scratch (MRAID)
- Venetian (desktop, HTML5)
- 3D Panorama / rectangle (HTML5)
- Wallpaper (background image)
- Additional elements in banners:
 - Video and sound

Adnami special ad formats

Adnami Mobile Topscroll

IMAGE:

- 1080x1920 px, max. 250 KB
- .jpg, .png or .gif
- layout: important texts, logos or CTAs should not be placed on the bottom of the image. Keep a 35 % exclusion zone in the bottom so that all the important information will be visible on the screen simultaneously.

Instructions: [link](#)

VIDEO:

- 1080x1920 px, max. 3 MB
- video .mp4
- layout: important texts, logos or CTAs should not be placed on the bottom of the image. Keep a 35 % exclusion zone in the bottom so that all the important information will be visible on the screen simultaneously.

instructions: [link](#)

Adnami Mobile Midscroll

IMAGE:

- 1080x1920 px, max. 250 KB
- .jpg, .png or .gif
- layout: important texts, logos or CTAs should not be placed on the top or bottom of the image. Keep a 15 % exclusion zone in both top and bottom so that all the important information will be visible on the screen simultaneously.

Instructions: [link](#)

VIDEO:

- 1080x1920 px, max. 3 MB
- video .mp4
- layout: important texts, logos or CTAs should not be placed on the top or bottom of the image. Keep a 15 % exclusion zone in both top and bottom so that all the important information will be visible on the screen simultaneously.

Instructions: [link](#)

Adnami Desktop Skin

IMAGE:

- banner image 980x400 or 1000x400 px (.jpg, .png), max. 250 KB (transparent background recommendable)
- desktop image 1920x1124 px (.jpg), max. 250 KB
- recommendable: CTA/logo etc. with a transparent background to the sides of the desktop (left and right) for enlivenment. Overlay pixel size is flexible, but please note that it places in the background in maximum size (.png)
- layout: important texts, logos or CTAs should not be placed directly to the desktop image, because the visible area varies depending on the user's device screen size and potential overlay CTAs in the material
- when planning a desktop image, please note, that the width of MTV's content area is 720 px

Example of execution: [link](#)

VIDEO:

- 1920x1080 px, max. 3 MB
- video .mp4
- optional: banner, format can be .jpg, .png, .mp4, HTML5-zip or 3rd party script
- when using only a background video (without banner), please note, that only 552 px from the top of the video will be visible. The area visible from the sides depends on the size of the user's screen
- layout: important texts, logos or CTAs should not be placed in the center of the video because it will be hidden under the content area (720 px)

Example of execution: [link](#)

Adnami Mobile Elevator Scroller

IMAGE:

- 1080x1920 px, max. 250 KB
- background image: 1080x1920 px, .jpg, .png or .gif
- overlay image: an image with transparent background including texts and advertiser's logo (.png)
- layout: important texts, logos or CTAs should not be placed on the top or bottom of the image. Keep a 15 % exclusion zone in both top and bottom so that all the important information will be visible on the screen simultaneously
- overlay pixel size is flexible, but please note that it places in the background in maximum size

Instructions: [link](#)

VIDEO:

- 1080x1920 px, max. 3 MB
- video .mp4
- layout: important texts, logos or CTAs should not be placed on the top or bottom of the video. Keep a 15 % exclusion zone in both top and bottom so that all the important information will be visible on the screen simultaneously

Instructions: [link](#)

Adnami Mobile Reel Expander

MATERIALS:

- Max. 5 images or videos: 1080x1920px (9:16)
- .jpg, .png or MP4
- Logo: 400x400 (1:1), logo cropataan ympyräksi!
- Weight: max. 3MB
- Urls: max. 6 URL addresses: an own for each image/video, and 1 for the CTA button
- Brand name: the name fo the advertiser or brand, max. 25 characters
- Headline text: max 65 characters
- Expand button: Propts the user to expand the ad, max 15 characters
- CTA button: the button propts the user to the advertiser's site, max. 25 characters

Instructions: [link](#)

Adnami Mobile Cube

IMAGE:

- 4 images, max. 100 KB / image
- .jpg, .png or .gif
- 300x600, 320x320, 300x300 or 300x250 px
- layout: important texts, logos or CTAs should not be placed on the top or bottom of the image. Keep a 15 % exclusion zone in both top and bottom so that all the important information will be visible on the screen simultaneously

Instructions: [link](#)

Adnami Mobile Social Display

Can be done either as mobile giant panorama or mobile full page.

FACEBOOK STANDARD:

- mobile format that resembles a Facebook post
- main image or video dimensions 320x200 px
- main image or video kilobyte limits: image 200 KB and video 1,5 MB, however in total max. 3,5 MB
- .jpg, .png, .gif / .mp4
- profile image 70x70 px
- hashtags max. 30 characters
- main text total max. 110 characters
- short CTA button text (e.g. Read more / Participate / Click here etc.); colors for the button and text can be defined
- possible to utilize 5 swipes, i.e. max. 5 images/videos taking the total size limit max. 3,5 MB into consideration

Instructions: [link](#)

Example of execution: [link](#)

INSTAGRAM STORY:

- mobile format that resembles an Instagram story
- main image or video dimensions 320x480 px
- main image or video kilobyte limits: image 200 KB and video 1,5 MB, however in total max. 3,5 MB
- .jpg, .png, .gif / .mp4
- profile image 70x70 px
- hashtags max. 30 characters
- short CTA button text (e.g. Read more / Participate / Click here etc.); colors for the button and text can be defined
- possible to utilize 5 swipes, i.e. max. 5 images/videos taking the total size limit max. 3,5 MB into consideration

Instructions: [link](#)


Example of execution: [link](#)

SeenThis video banners

The video banner can be made to any display size!

- Video format: MP4
- Video size: can either be delivered directly in the size of the agreed banners, or, for example, in 16:9/9:16/1:1, and the video is either cropped as required, or placed as such in the banner and the color of background outside the video is agreed on
- Note! If the intention is to crop several banner sizes from one video, it would be good if any existing logos and texts in the video are not located on the outer edges

- Weight: the video has no weight limit
- Logo (optional): logo with background transparent, PNG
- CTA button (not mandatory): a prompt-text button can be added to the banner, e.g. Find out more!/View offer/Click and win!
- Text (not mandatory): The text can be used, for example, to convey a message that would come from the soundtrack on TV
- Button and text colors can also be defined (color codes!)
- Fonts (optional): fonts to be used for buttons or text layers can also be provided
- Preview: The preview is sent to the customer for approval



Adform special ad formats

Mobile 3D Cube (MRAID)

Movement catches the eye, which makes it possible to tell many messages.
This format is available in all mobile ad sizes.

4 banner panels (size of your choice, max. 80 KB/banner)
target URLs for the panels; possible to have a unique URL for each panel
backup banner

The final banner file's initial download must comply with agreed banner size kilobyte limit (max. 250 KB).

If a video or other special elements are used in the banner, the completed material must be delivered to MTV by Adform template (link below) either as a third-party tag or as a completed zip file.

If only images are used, MTV can build the cube from panels, backup and URLs.

Material template: [without video](#) and [video](#)

Builder Mode material template with more editing possibilities: [without video](#) and [video](#)

Mobile Slice Box (MRAID)

This ad format is a combination of a mobile 3D cube and Venetian banner, which catches the attention very well. At the beginning, the banner's first panel is showing normally, after which small slices turn from it one at a time, until the second banner is showing completely, etc. Mobile Slice box is available in all mobile ad sizes.

5 banner panels (size of your choice, max. 80 KB/banner)
target URLs for the panels; possible to have a unique URL for each panel
backup banner

The final banner file's initial download must comply with agreed banner size kilobyte limit (max. 250 KB).

The completed material must be delivered to MTV by Adform template (link below) either as a third-party tag or as a completed zip file.

Material template: [link](#)

Instructions: [link](#)

Mobile Scratch (MRAID)

This ad format arouses curiosity. The format is available in all mobile ad sizes.


- the start image with a prompt to scratch / swipe / clean
- the image that will be revealed under the start image
- target URL
- backup banner

The final banner file's initial download must comply with agreed banner size kilobyte limit (max. 250 KB).

The completed material must be delivered to MTV by Adform template ([link below](#)) either as a third-party tag or as a completed zip file.

Material template: [link](#)

Instructions: [link](#)



Venetian (desktop, HTML5)

A very eye-catching ad format. The first panel of the banner starts flipping one small piece at a time until the second panel is revealed in its entirety. Venetian can be executed with all ad sizes available for desktop.

- 5 banner panels
- target URLs for the panels; possible to have a unique URL for each panel
- backup banner

The final banner file's initial download must comply with agreed banner size kilobyte limit.

The completed material must be delivered to MTV by Adform template (link below) either as a third-party tag or as a completed zip file.

Material template: [link](#)

Builder Mode material template with more editing possibilities: [link](#)

3D Panorama / Rectangle (HTML5)

When the user enters the site, a 3D Panorama or Rectangle displays the first panel, then automatically displays all panels of the ad and finally comes back to display the first one. The user can change the panels by clicking on the arrows to the left and right of the ad.

This product supports using video. The Builder Mode template allows changing the rotation direction easily (horizontal/vertical) as well as adjusting the size according to your desired visibility.

- 4 banner panels
- target URLs for the panels; possible to have a unique URL for each panel
- backup banner

The final banner file's initial download must comply with agreed banner size kilobyte limit.

If the banner includes video or other special elements, the completed material must be delivered to MTV by Adform template (link alongside) either as a third-party tag or as a completed zip file. If only images are used, MTV can build the 3D product from panels, backup and URLs.

Material template: [link](#) (first change the size, then fill in necessary information)

Builder Mode material template, with more editing possibilities: [link](#)

Wallpaper (background image)

The wallpaper can be either repeating or the size of a user's screen. If you're buying the wallpaper programmatically, please contact programmatic@mtv.fi.

Repeating wallpaper

- a small image that repeats in the background of the site
- max. 50 KB
- .jpeg, .gif or .png

Large wallpaper

- not repeating
- recommended size 1920x1124 px (Note: the width of the content 720 px)
- max. 100 KB
- .jpeg, .gif or .png

Polite mode loading image and backup image for the banner in connection with the wallpaper.

The purpose of the polite mode is to display the ad message as early as possible while loading the page, in case rich media scripts are slowing down the actual banner download. This improves the inscreen of the campaign by roughly 20–40 %. The same banner can also be used as a campaign's backup image, if the banner properties contain technology incompatible with the browser.

- max. 100 KB
- .jpeg, .gif or .png

The wallpaper can also be clickable. If you want the wallpaper to include a link button and a target URL, remember to mention this when providing the materials. A combination of giant panorama/panorama banner and wallpaper can be supplied either as two separate material deliveries or by including them both in the same third-party tag. Please note that we cannot separate the clicks of the banner from the ones of the wallpaper.

The materials are sent by email to digitrafiikki@mtv.fi. The completed material for .gif, .jpeg, .png and HTML5 banners must be delivered three (3) working days before the campaign launch. The completed material for rich media banners must be delivered five (5) working days before the campaign launch.

Information to be included in the email:

- customer's name and the campaign name
- campaign period
- materials for display in .gif-, .jpeg-, .png- and HTML5 file formats
- URL to which the banner/wallpaper will be linked
- necessary ad-specific instructions

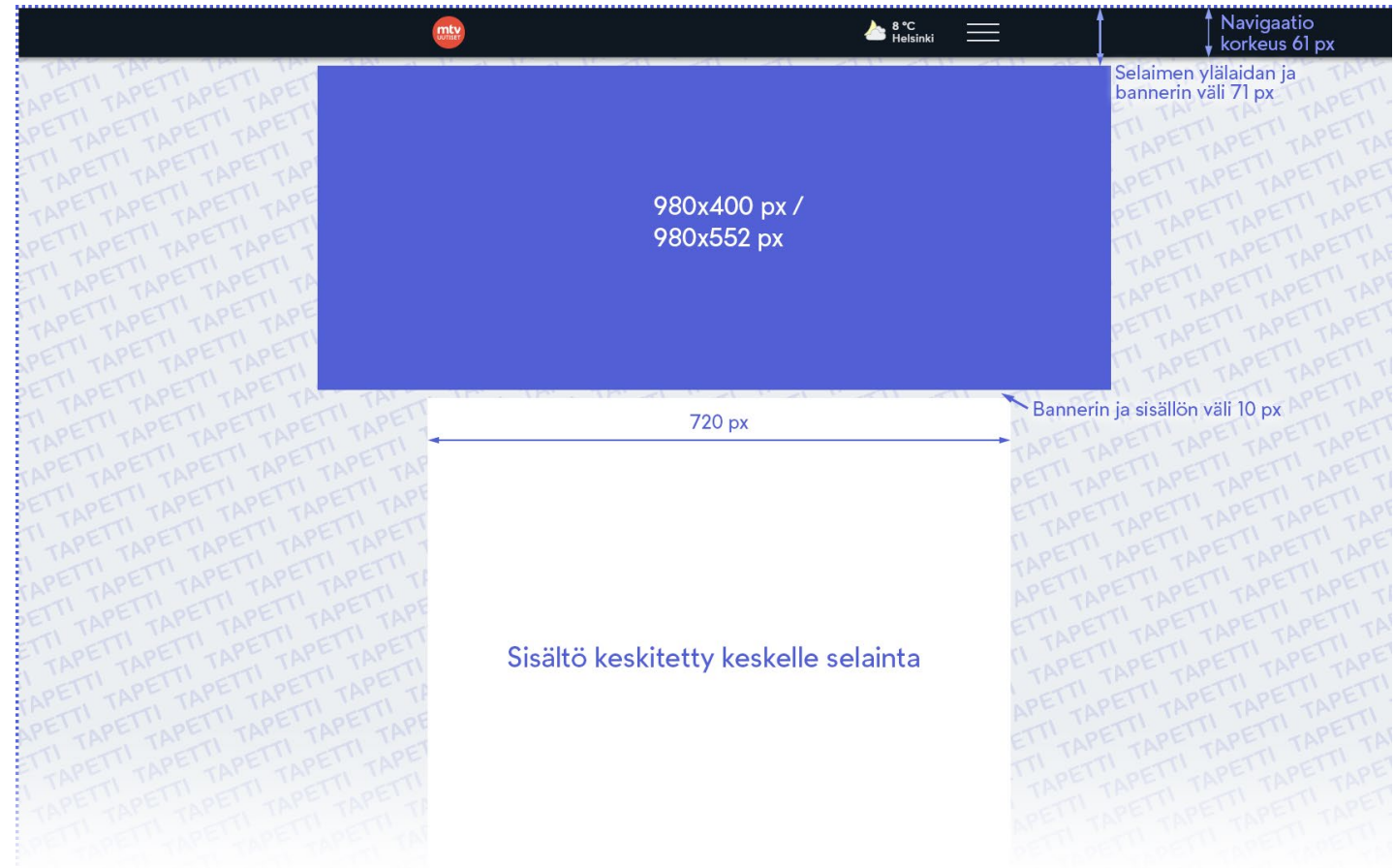
The large wallpaper can be scrolling or fixed. The scrolling wallpaper moves out of the view together with the banner as the page is scrolled down. The fixed wallpaper will stay in its place as the content is scrolled.

When designing, consider the 720 px wide content area that will hide the middle part of the wallpaper. A large wallpaper works best with a big and clear motif that looks like appearing from behind the content area. The layout should place the most important things close to the edges of the content area, because different screens show different amount of the background.

The wallpaper is centered horizontally meaning the outer edges are cut off on a smaller display. If you want to align the wallpaper with the image on the banner, please note that the navigation bar at the top of the site and the tag list push the banner and other content down a total of 71 px. The wallpaper always starts at the top of the page.

Making the banner transparent is the easiest and most eye-catching solution. A common solution is to layout the images to the wallpaper and leave the text in the banner with a transparent background. This way the wallpaper and banner do not have to align down to a single pixel.

A blank or differently colored space shouldn't be left by the content area because it often causes visual problems when scrolling or zooming the browser. It's advisable to also define the background color. Blending the background image in with the background color on the sides and the bottom creates the best appearance even on the largest displays.



Additional elements in banners: video and sound

Video

The video sounds may start only after user activity, meaning the user either starts the video by clicking it or by pressing the sound control buttons. The video must not loop. The video must stay within the area of the banner.

- Banner file maximum size: 100–250 KB (depending on the ad format)
- Video file maximum size: 3 000 KB
- duration no longer than 30 sec

It is important to aim for making the file of the video banner as small as possible and make the loading of the video smooth also with slower connections. A start image the size of the video as well as a backup banner must always be provided for the video banner. The backup banner will be displayed in case the video banner load fails. If the pixel size of the video is smaller than the agreed banner, also a background image the size of the banner must be provided or a color code which is wanted for the background.

Video start and stop

The video file may not load at the initial download but must be called into the banner separately. If the video starts as autoplay, it must absolutely be muted. It is advisable to add sound controls for starting the sound.

The video must be stoppable, meaning the banner must have a pause or stop button. A common way of implementing the stop is to make it happen the same way the video starts: if the video starts by clicking, it is also stopped by clicking a separate stop button. Similarly, a video that starts by hovering the mouse cursor over the ad, stops as the cursor is moved off the ad.

Sound

It is important for the user experience of our site that the sound of the ad does not start automatically, but only by user input.

The sound can start if a user starts the video by clicking on the video start button.

Alternatively, if the video starts without user input, the video should have separate “sound on” and “sound off” buttons for the user to control the sound. In this case, the sound may not be turned on by default.

Material instructions

Display, making an HTML5 ad

Structure of the material

Display advertising on MTVuutiset.fi uses the Adform advertisement server so the folder structure and content must comply with Adform [instructions](#). The easiest way of creating the HTML5 materials in the correct format is to use the [HTML5-studio](#) (a free-of-charge HTML5 service that does not require registering).

HTML5 materials must be delivered as a compressed zip file, which size must not exceed the ad format-specific kilobyte limit.

You can also check the completed zip file with Adform HTML5 Studio to make sure the different elements and click tags work correctly. The service will notify you if, for example, a link button is not in the correct format to be used by Adform, and the fix can be implemented with a click of a button.

The material must have one uniting HTML file (such as index.html). Adform also requires that HTML5 banners that run on their server have the files "manifest.json" and "ADFBannerProperties.xml", which are easy to create by using Adform HTML5 Studio for compiling and checking the materials. The media places the material inside an iframe element. The margin value for the style definitions of the material must be 0 to ensure that a browser's default settings do not add any additional border lines on the outside edges of the banner.

Example if a folder structure in the file bannerdelivery.zip:

- banner_main_asset/
 - scripts/
 - custom.js
 - index.html
 - manifest.json
- ADFBannerProperties.xml
- backup.jpg
- polite.jpg

Landing page URLs in the material

The URLs for the landing pages must be included directly in the material. The URL must begin with `https://` and a link must open in a new browser tab. The advertiser's own possible click monitoring is set up directly in the material. The ads must support the click monitoring used by Adform ([link](#)).


Other things to note

Some older browsers do not support HTML5 technology. The backup image, which must be located within the HTML5 zip file, will be shown to browsers that do not support HTML5. This can also easily be added in Adform HTML5 Studio

The HTML material must comply with the kilobyte and performance limits for materials and consider the number of individual https calls. The material may not include calls to http content because they are automatically blocked on MTVuutiset.fi. If the ad loads resources (images, videos, fonts etc.) from a third-party server, the server must be able to handle the load generated by the ad delivery.

- no public JavaScript variables
- no cookies or other user-specific data

The CSS definitions of the ad may not change the publisher's page style definitions. The CSS selectors must be defined so that they only affect the elements of the ad.



Material instructions

Native advertising

Article images

The main image of an article is a horizontal image (1200x675 px, max 290px) with a customer's logo. Multiple images are allowed. If the customer does not provide

the main image, images from an image bank will be used. MTV Oy suggests potential images to the customer. The customer's logo with the background removed must be provided as .psd, .png, .gif or .jpg format.

Video embedded in an article

- Youtube or Vimeo link
- file formats .mp4 or .mov (H.264)
- Video size 1920 x 1080 px
- 25 fps
- stereo audio 44.1 kHz or 48 kHz
- sound levels EBU R128 standard -23 LUFS
- video bitrate 8 000–16 000 KBps
- audio bitrate 384 KBps

Banner placements available in an article

- giant panorama 980x400 px, max. 250 KB
- giant rectangle 468x400 px, max. 250 KB
- elongated skyscraper 160x600 px, max. 100 KB
- Mobile giant panorama 300x300 px, max. 250 KB

Material delivery

All the material must be emailed three (3) working days before publishing to digitrafiikki@mtv.fi.

Information to be included in the email:

- customer's name and campaign name
- necessary material-specific instructions
- URL to which the materials will be linked
- Ad tracking tags, if used